



Band Virtual Learning

7th Grade Percussion

May 20th, 2020



7th Grade Percussion
Lesson: May 20th 2020

Objective/Learning Target:

Students will be able to the circle of fifths and key signatures.



What is the Circle of Fifths?

The Circle of Fifths is a series of notes, arranged in a circle.

- The series of notes increases by fifths, moving around like a clock and eventually ending up where it began.
- Going the other direction gives a series of fourths (hence "Circle of Fourths")

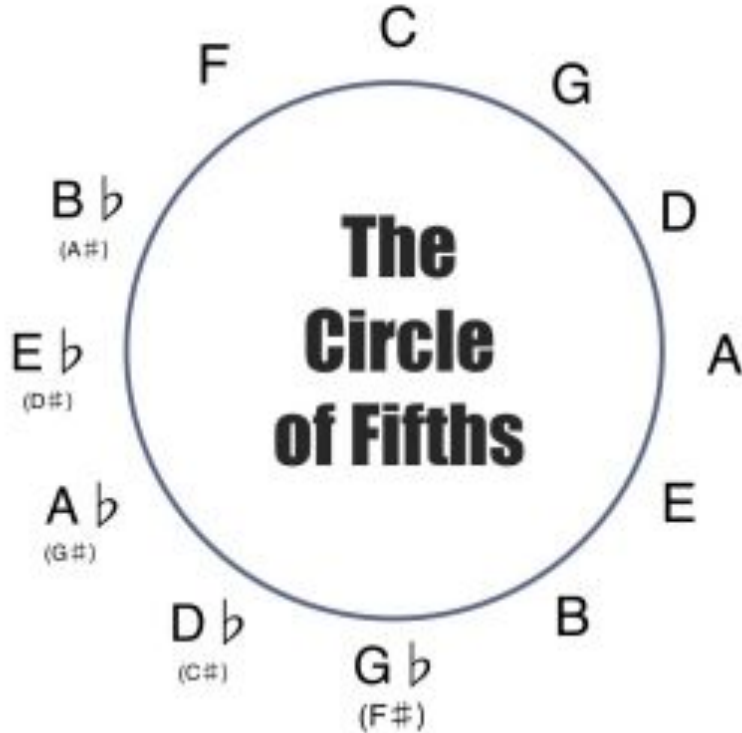


The Circle of Fifths

The Circle of Fifths is a very practical tool. It can be used to:

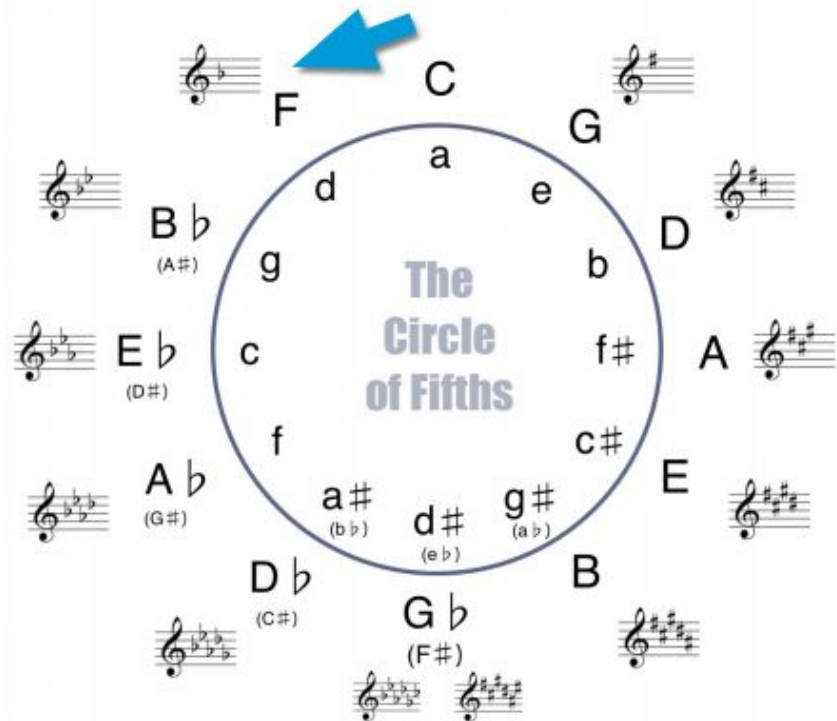
- Work out the notes in a scale as it reveals the key signature.
- Predict the next chord in a progression based on the arrangement of chords on the circle.
- Choose notes or chords when improvising from those near each other on the circle.
- Understand why certain notes and chords "go together" in music, great for song-writing

The Circle of Fifths



The Circle of Fifths

As you move counterclockwise, the number of flats increases.

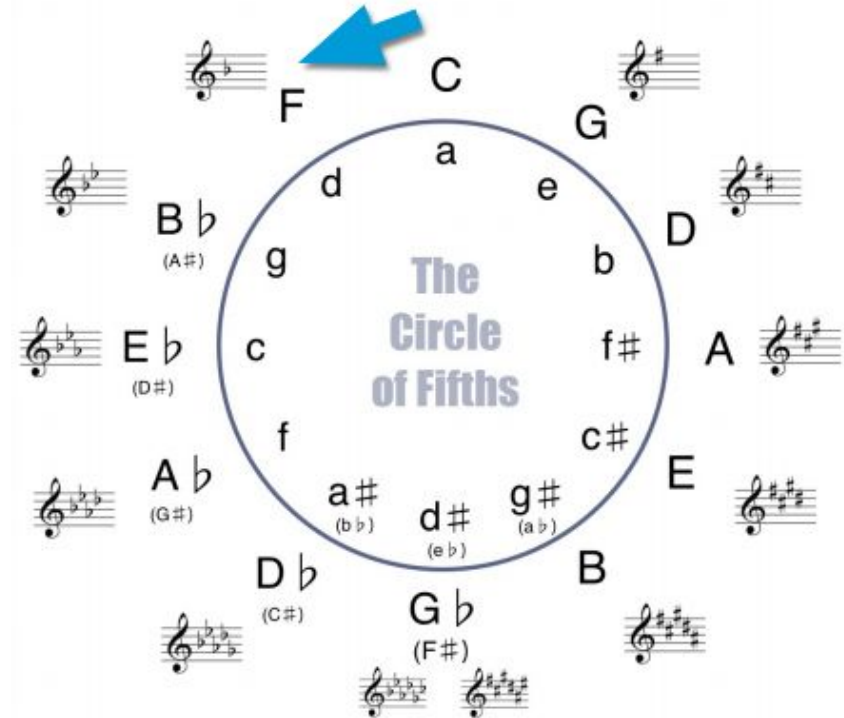


The Circle of Fifths

It seems complicated but you can memorise it easily

Notice that it repeats:

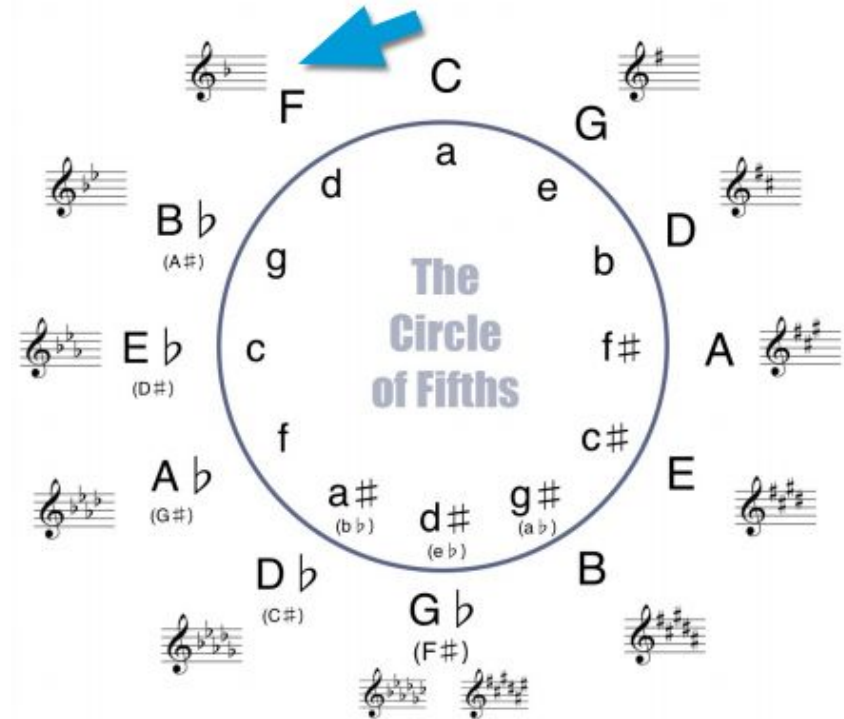
- The letters on the left-hand side repeat the right-hand side (with added accidentals)
- Just memorise: F, C, G, D, A, E, B



The Circle of Fifths

Learning the Circle of Fifths pays off in many ways

- Learn the circle and you will find it comes up everywhere in your musical life
- You will spot the circle in melodies, chords and harmony, improvisation.



Practice

- Time to apply what you have learned! Using the circle of fifths charts let's practice identifying key signatures!

[Click here to practice!](#)

